



# Financial Report to the 2016 CODATA General Assembly

**John Broome**  
CODATA Treasurer



# 2015 Audit

- Audit prepared by Chartered Accountants Sadec-Akelys (Paris) in Euros using accrual method.
- No issues were identified by the auditor.
- The report format has changed to match it to the new audit format.
- Dues to time constraints and complexity, a budget summary will be presented.




# 2015 Summary

<b>Balance Sheet:</b>	<b>Euros</b>
<b>Income</b>	269 971
<b>Expenditures</b>	282 274
<b>Net :</b>	<b>-12 303</b>


<b>Assets</b>	<b>374 920</b>
---------------	----------------

(From final 2015 audit)




# 2015 Assets

<b>Balance Sheet:</b>	<b>Dec 31, 2014</b>	<b>Dec. 31, 2015</b>
<b>Assets</b>	(Euros)	(Euros)
Cash	305 448	303 656
Short term investment	72 561	72 561
Dues receivable	32 734	22 665
Interest	5 248	4 288
Total Assets:	415 991	403 170
<b>Liabilities:</b>		
Accounts payable	28 768	28 250
<b>Net Assets:</b>	<b>387 223</b>	<b>374 920</b>




# Reserve Fund

- A reserve of **US\$100,000** was established 2013 in the form of a 1-year cashable term deposit.
- In Canada the government insures Can\$. term deposits up to \$100K , but not US\$ deposits, so the EC decided to renew the investment in Can\$.
- The term deposit was reinvested in 2015 Can\$ for 1 year at ~1.5% annual interest.
- The amount of the deposit is Can. **\$110 141** (75 422 Euro) maturing April 4, 2016.




<b>Statement of Operation from 2013-2015</b>			
	<b>2015</b>	<b>2014</b>	<b>2013</b>
<b>Revenues</b>			
<u>Member Dues Invoiced</u>	195246	178331	181700
<u>Associate Organizations</u>	5980	4978	4935
<u>Nanomaterials</u>	9449	19698	30000
<u>SciDataCon 2014</u>	4781	7372	0
<u>Consulting</u>	14287	5000	0
<u>Gain/Loss on Foreign Ex.</u>	32568	19494	-6271
<u>Exp. reimbursement &amp; Other</u>	7660	1712	2145
<b>TOTAL REVENUES</b>	<b>269971</b>	<b>236585</b>	<b>212509</b>
<b>Expenditures</b>			
<u>Communications</u>	1006	4988	4316
<u>Task Groups</u>	18029	23217	9266
<u>Administration and core functions</u>	173307	137673	159298
<u>Governance/Science Meetings</u>	40724	39247	35415
<u>Other Activities</u>	20412	42769	29004
<u>Working Groups</u>	14172	2369	0
<u>Journal</u>	14634	9977	3269
<b>TOTAL EXPENDITURES:</b>	<b>282274</b>	<b>260240</b>	<b>240568</b>
<b>NET LOSS</b>	<b>-12303</b>	<b>-23655</b>	<b>-28059</b>



## 2015 Expenditure Breakdown

### **Administration and Core Functions**

Salaries and Statutory Charges	132264
Consulting	10150
Secretariat Premises	8472
Office Supplies	3973
Fax, email, teleconference	1624
Professional Fees	12207
Bank Service Charges	1505
Unpaid Membership Contributions	1016
Other Administrative	2096
<b>Total</b>	<b>173307</b>




## 2015 Expenditure Breakdown

### Other Activities


SciDataCon 2014	4009
Nanomaterials (ICSU Grant)	3853
Nanomaterials (FNN)	12083
CEOLD	457
<b>Total</b>	<b>20402</b>






# Dues 2014-2016

- 2014
  - Total dues invoiced: **177 911 Euros**
  - Total dues received: **173 625 Euros**
- 2015
  - Total dues invoiced: **195 246 Euros**
  - Total dues received: **172 581 Euros**
- 2016
  - Total dues invoiced: **221 439 Euros**



## 2015 Member Dues Invoiced


	2015	2014	2013
Australia	7 180	7 112	7 375
Brazil	-	-	5 141
Canada	10 292	10 160	12 851
China (Beijing)	24 552	17 994	11 566
China (Taipei)	6 613	6 528	6 425
Czech Republic	-	-	1 000
Finland	2 058	2 032	1 000
Georgia	-	-	1 000
India	7 418	7 112	7 710
Indonesia	3 626	3 096	2 570
Israel	2 396	1 999	2 570
Japan	30 818	30 422	29 943
Kenya	1029	-	-
Korea	6 762	6 528	6 425
Mongolia	-	1 016	1 000
Netherland	6 175	-	-
Russia	10 196	7 739	6 425
South Africa	2 640	2 611	2 570
Ukraine	1 029	1 016	1 000
United Kingdom	20 586	20 320	23 325
United States	52 905	52 226	51 404
<b>Totals:</b>	<b>195 246</b>	<b>177 911</b>	<b>181 300</b>



## Statement of Operation from 2013-2015 & 2016 EC Budget


	2016 Budget	2015	2014	2013
<b>Revenues</b>				
<u>Member Dues Invoiced</u>	221000	195246	178331	181700
<u>Associate Organizations</u>	5000	5980	4978	4935
<u>Nanomaterials</u>	10000	9449	19698	30000
<u>SciDataCon 2014</u>		4781	7372	0
<u>Consulting</u>		14287	5000	0
<u>Gain/Loss on Foreign Ex.</u>		32568	19494	-6271
<u>Exp. reimbursement &amp; Other</u>	1000	7660	1712	2145
<b>TOTAL REVENUES</b>	<b>237000</b>	<b>269971</b>	<b>236585</b>	<b>212509</b>
<b>Expenditures</b>				
<u>Communications</u>	5000	1006	4988	4316
<u>Task Groups</u>	28500	18029	23217	9266
<u>Administration and Core Functions</u>	155300	173307	137673	159298
<u>Governance/Science Meetings</u>	45000	40724	39247	35415
<u>Other Activities</u>	20000	20412	42769	29004
<u>Working Groups</u>	10000	14172	2369	0
<u>Journal</u>	10000	14634	9977	3269
<b>TOTAL EXPENDITURES:</b>	<b>273800</b>	<b>282274</b>	<b>260240</b>	<b>240568</b>
<b>NET LOSS</b>	<b>-36800</b>	<b>-12303</b>	<b>-23655</b>	<b>-28059</b>

Sep., 2016; D




# Summary

- In order to move rapidly forward with key activities aligned with its strategy, CODATA budgeted a deficit in 2015, which is projected to continue in 2016.
- A gain of 32500 Euros in the valuation of CODATA assets due to foreign exchange variations reduced the deficit for 2015.
- CODATA has financial assets to cover deficits for several years.
- Increased spending: salary, administration, meeting travel.
- Task Groups spent 60% of allocated funds in 2015



Thank you for your attention!



# National Dues 2014

Country	2014	Target	Change	Invoice	ECDP	Maintain Rate
USA	51,404 €	50,000 €	-1,404 €	<b>52,226 €</b>	1,426 €	yes
China (Beijing)	11,566 €	30,000 €	18,434 €	<b>17,994 €</b>		no
Japan	29,943 €	30,000 €	57 €	<b>30,422 €</b>		yes
United Kingdom	23,325 €	20,000 €	-3,325 €	<b>20,320 €</b>		?
Canada	12,851 €	10,000 €	-2,851 €	<b>10,160 €</b>		no
Russia	6,425 €	10,000 €	3,575 €	<b>7,739 €</b>		?
India	7,710 €	7,000 €	-710 €	<b>7,112 €</b>		?
Australia	7,375 €	7,000 €	-375 €	<b>7,112 €</b>		?
Korea	6,425 €	6,000 €	-425 €	<b>6,528 €</b>	432 €	yes
Indonesia	2,570 €	4,000 €	1,430 €	<b>3,096 €</b>		no
Taipei	6,425 €	4,000 €	-2,425 €	<b>6,528 €</b>	2,464 €	yes
Finland	1,000 €	2,000 €	1,000 €	<b>2,032 €</b>		?
South Africa	2,570 €	2,000 €	-570 €	<b>2,611 €</b>	579 €	yes
Czech Republic	1,000 €	2,000 €	1,000 €	<b>1,016 €</b>		?
Israel	2,570 €	2,000 €	-570 €	<b>2,032 €</b>		no
Ukraine	1,000 €	1,000 €	0 €	<b>1,016 €</b>		no
Mongolia	1,000 €	1,000 €	0 €	<b>1,016 €</b>		no
<b>totals:</b>	<b>175,159 €</b>	<b>188,000 €</b>		<b>178,960 €</b>	<b>4,901 €</b>	

# Old format

	<u>2013</u>	2013	2014-EC	2014	<u>2015</u>	<u>2015</u>
<b><u>INCOME</u></b>						
National Dues	172,400	181,300	182,740	178,960	187,000	195,246
Supporting Org. Dues	7,000	4,935	4,000	5,000	5,000	5,980
Nano Materials	30,000	30,000	20000	20000		9449
Interest	2,000	2,145	1,000	2,200	1,000	1,674
Foreign exchange	0	-6271				32568
ED income/consulting	0	3500	0	5000		20241
Other						4813
<b>Total Income</b>	<b>211,400</b>	<b>215,609</b>	<b>207,740</b>	<b>211,160</b>	<b>193,000</b>	<b>269,971</b>
<b><u>EXPENSES</u></b>						
Salaries	76,000	81,792	110,000	111,000	112,000	132 264
Administration	15,000	25,223	15,500	30,000	20,000	
Data Science Journal	7,600	3,269	5,000	5,000	5,000	
Governance and Meetings	33,000	35,415	40,000	30,000	35,000	
Task Groups	36,000	16,666	33,000	17,500	30,000	
Communications	8,000	4,316	8,000	2,265	5,000	
Secretariate Office	9,000	9,313	9,500	9,313	10,000	
Nanomaterials	30,000	30,000	20000	20000		
FE/Big Data/Science	10000	21604	5,000	12,000	0	
ECDP	0	0	5800	5800	5800	
<b>Total Expenses</b>	<b>224,600</b>	<b>227,598</b>	<b>251,800</b>	<b>242,878</b>	<b>222,800</b>	
<b>NET</b>	<b>-13,200</b>	<b>-11,989</b>	<b>-44,060</b>	<b>-31,718</b>	<b>-29,800</b>	
<b>1 euro = 1.37 USD</b>						15



# 2014 Expenditure Distribution

